


C&C CarWorx Corp. 400 Market Ind. Park • #19 Wappingers Falls, NY 12590 • USA 1-888-CAR-WORX (227-9679)

GUIDE TO GRILLE INSTALLATIONS

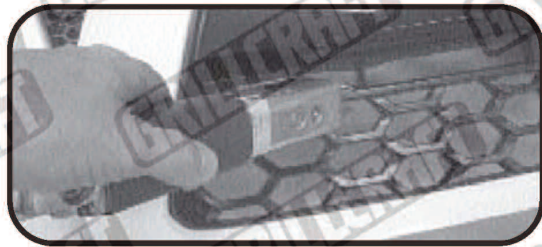
UPPER GRILLE KIT (TOY-1950) TO FIT 2011 TOYOTA TACOMA BASE, PRE RUNNER & X-RUNNER

1



REMOVE GRILLE SHELL FROM VEHICLE

2



CUT THE CENTER SECTION OF THE GRILLE SHELL OUT USING A SAW.

3




NOTE: CENTER SECTION REMOVED FROM GRILLE SHELL.

4



PLACE GRILLCRAFT SPORT GRILLE INTO GRILLE SHELL OPENING FROM THE FRONT SIDE.

5



WHILE HOLDING GRILLE INSERT FIRMLY IN PLACE MARK THE TOP MOUNTING TABS ONLY.

6




DRILL 3/16 HOLE FOR TOP MOUNTING TAB SCREWS.

7



NOTE: MOUNTING SCREWS & FLAT NUT

8



FASTEN THE UPPER SCREWS IN PLACE. NOW WHILE HOLDING LOWER SECTION OF GRILLE FIRMLY IN PLACE MARK LOWER MOUNTING TAB HOLE LOCATION THEN REPEAT STEPS AND FASTEN COMPLETE GRILLE INSERT IN PLACE.

The information contained in this document is meant as helpful guidance only and is subject to change without notice. You are welcome to call, write or email us for more information at any time. Thank you for your interest in our products. This document was published 06/30/14.

C&C CarWorx Corp. is not in any manner authorized or approved by or connected with Subaru of America, Fuji Heavy Industries, Ltd. or Toyota Motor Corporation and does not sell genuine or authorized Subaru or Toyota original equipment manufacturing (OEM) parts. Toyota, Tacoma, Tundra, X-Runner and Scion FR-S are registered trademarks owned by Toyota Motor Corporation. .