

GUIDE TO SUBARU GRILLE INSTALLATIONS

SUBARU IMPREZA WRX '08-'09 UPPER GRILLE KIT (SUB-1723)



Picture #1:
Our project Subaru Impreza in need of upper custom mesh grille kit.



Picture #2:
Start by removing the upper grille using a screw driver release the plastic grille fasteners.



Picture #3:
Remove the plastic fastners securing the top of the bumper cover as well.



Picture #4:
Remove the four screws behind the upper grille. These screws hold the upper grille to the bumper cover.



Picture #5:
These are the four screws we removed from the backside of the upper grille.



Picture #6:
This is the location of the screws that we removed from the backside of the upper grille.



Picture #7:
Subaru upper grille kit Part# SUB-1723 available in Black or Silver



Picture #8:
The insert fits into the factory grille shell. On our project vehicle we painted the upper grille surround the same color as the vehicle.



Picture #9:
Place insert into grille opening. OPTIONAL: The factory grille center can be cut out. When cutting out grille center do not cut out area near mounting brackets.

The information contained in this document is meant as helpful guidance only and is subject to change without notice. You are welcome to call, write or email us for more information at any time. Thank you for your interest in our products. This document was published 07/17/12.

C&C CarWorx Corp. is not in any manner authorized or approved by or connected with Subaru of America or Fuji Heavy Industries, Ltd. and does not sell genuine or authorized Subaru original equipment manufacturing (OEM) parts. Subaru, Six Star Cluster design, Legacy, Impreza, Tribeca, WRX, STi, Outback and Forester are trademarks owned by FUJI and Subaru of America.

C&C CarWorx Corp. 400 Market Ind. Park • #19 Wappingers Falls, NY 12590 • USA 1-888-CAR-WORX (227-9679)

GUIDE TO SUBARU GRILLE INSTALLATIONS

SUBARU IMPREZA WRX '08-'09 UPPER GRILLE KIT (SUB-1723)

continued



Picture #10:
Using a scribe mark mounting bracket center hole location.




Picture #11:
Drill 3/16inch holes for the mounting screws.



Picture #12:
A look at the drilled mounting screw hole.



Picture #13:
The supplied mounting hardware.



Picture #14:
When installing a black grille paint mounting hardware with some flat black spray paint.



Picture #15:
Mount supplied grille screws with "Flat" nuts as shown.



Picture #16:
A view of the mounting screw installed.



Picture #17:
Fasten the grille screws.



Picture #18:
Here is the Factory upper grille with insert installed.

The information contained in this document is meant as helpful guidance only and is subject to change without notice. You are welcome to call, write or email us for more information at any time. Thank you for your interest in our products. This document was published 07/17/12.

C&C CarWorx Corp. is not in any manner authorized or approved by or connected with Subaru of America or Fuji Heavy Industries, Ltd. and does not sell genuine or authorized Subaru original equipment manufacturing (OEM) parts. Subaru, Six Star Cluster design, Legacy, Impreza, Tribeca, WRX, STi, Outback and Forester are trademarks owned by FUJII and Subaru of America.

C&C CarWorx Corp. 400 Market Ind. Park • #19 Wappingers Falls, NY 12590 • USA 1-888-CAR-WORX (227-9679)

GUIDE TO SUBARU GRILLE INSTALLATIONS

SUBARU IMPREZA WRX '08-'09 UPPER GRILLE KIT (SUB-1723)

continued



Picture #19:
WRX upper mesh grille installed.



Picture #20:
2008 WRX upper
& lower mesh grille kit installed.



Picture #21:
2008 WRX upper
& lower mesh grille kit installed.



Picture #22:
2008 WRX upper
& lower mesh grille kit installed.



Picture #23:
2008 WRX upper
& lower mesh grille kit installed.

The information contained in this document is meant as helpful guidance only and is subject to change without notice. You are welcome to call, write or email us for more information at any time. Thank you for your interest in our products. This document was published 07/17/12.

C&C CarWorx Corp. is not in any manner authorized or approved by or connected with Subaru of America or Fuji Heavy Industries, Ltd. and does not sell genuine or authorized Subaru original equipment manufacturing (OEM) parts. Subaru, Six Star Cluster design, Legacy, Impreza, Tribeca, WRX, STi, Outback and Forester are trademarks owned by FUJI and Subaru of America.

C&C CarWorx Corp. 400 Market Ind. Park • #19 Wappingers Falls, NY 12590 • USA 1-888-CAR-WORX (227-9679)

GUIDE TO SUBARU GRILLE INSTALLATIONS

SUBARU IMPREZA WRX '08-'09 LOWER GRILLE KIT (SUB-1724)



Picture #1:

Our project Subaru Impreza in need of a lower custom mesh grille kit.



Picture #2:

Insert grille into bumper opening.



Picture #3:

While holding grille insert in place mark center mounting tab hole.



Picture #4:

While holding grille insert in place mark right & left mounting tab center hole.




Picture #5:

Drill 3/16 inch for mounting screws.



Picture #6:

Drill 3/16 inch hole for mounting screws.



Picture #7:

Attach supplied "U" nut onto mounting tab.



Picture #8:

Fasten center grille screw from the underside of bumper.



Picture #9:

Fasten right & left grille screws from the underside or if you have upper grille removed from top as shown.

The information contained in this document is meant as helpful guidance only and is subject to change without notice. You are welcome to call, write or email us for more information at any time. Thank you for your interest in our products. This document was published 07/17/12.

C&C CarWorx Corp. is not in any manner authorized or approved by or connected with Subaru of America or Fuji Heavy Industries, Ltd. and does not sell genuine or authorized Subaru original equipment manufacturing (OEM) parts. Subaru, Six Star Cluster design, Legacy, Impreza, Tribeca, WRX, STi, Outback and Forester are trademarks owned by FUJI and Subaru of America.

C&C CarWorx Corp. 400 Market Ind. Park • #19 Wappingers Falls, NY 12590 • USA 1-888-CAR-WORX (227-9679)

GUIDE TO SUBARU GRILLE INSTALLATIONS

SUBARU IMPREZA WRX '08-'09 LOWER GRILLE KIT (SUB-1724)

continued



Picture #10:
2008 WRX upper
& lower mesh grille kit installed.



Picture #11:
2008 WRX lower mesh grille kit installed.



Picture #12:
2008 WRX upper
& lower mesh grille kit installed.



Picture #13:
2008 WRX upper
& lower mesh grille kit installed.



Picture #14:
2008 WRX upper
& lower mesh grille kit installed.

The information contained in this document is meant as helpful guidance only and is subject to change without notice. You are welcome to call, write or email us for more information at any time. Thank you for your interest in our products. This document was published 07/17/12.

C&C CarWorx Corp. is not in any manner authorized or approved by or connected with Subaru of America or Fuji Heavy Industries, Ltd. and does not sell genuine or authorized Subaru original equipment manufacturing (OEM) parts. Subaru, Six Star Cluster design, Legacy, Impreza, Tribeca, WRX, STi, Outback and Forester are trademarks owned by FUJI and Subaru of America.

GUIDE TO SUBARU GRILLE INSTALLATIONS

SUBARU IMPREZA WRX STI '08-'10 UPPER GRILLE INSERT (SUB-1725)



Picture #1:

Our project Subaru Impreza / WRX STI in need of a custom mesh grille kit.



Picture #2:

Start by removing the upper grille using a screw driver release the plastic grille fastners.



Picture #3:

Start by removing the upper grille using a screw driver release the plastic grille fastners.



Picture #4:

Remove the philips screws on the back side of the grille shell.



Picture #5:

Remove upper grille from vehicle.




Picture #6:

Remove philips screws holding the factory grille mesh.



Picture #7:

Removing factory grille mesh.



Picture #8:

The center mesh replaces the factory grille mesh.



Picture #9:

Reinstall the grille mesh with the grille baffles as shown.

The information contained in this document is meant as helpful guidance only and is subject to change without notice. You are welcome to call, write or email us for more information at any time. Thank you for your interest in our products. This document was published 07/17/12.

C&C CarWorx Corp. is not in any manner authorized or approved by or connected with Subaru of America or Fuji Heavy Industries, Ltd. and does not sell genuine or authorized Subaru original equipment manufacturing (OEM) parts. Subaru, Six Star Cluster design, Legacy, Impreza, Tribeca, WRX, STi, Outback and Forester are trademarks owned by FUJI and Subaru of America.

C&C CarWorx Corp. 400 Market Ind. Park • #19 Wappingers Falls, NY 12590 • USA 1-888-CAR-WORX (227-9679)

GUIDE TO SUBARU GRILLE INSTALLATIONS

SUBARU IMPREZA WRX STI '08-'10 UPPER GRILLE INSERT (SUB-1725)

continued



Picture #10:

The factory Sti emblem can be attached to the upper grille.



Picture #11:

The upper grille is ready to install.



Picture #12:

When reinstalling the upper grille shell use the (4) supplied philips screws.



Picture #13:

Use the (4) supplied philips screws when installing the upper grille shell to vehicle.



Picture #14:

Fasten the grille shell screws from the back side.



Picture #15:

The Sti upper MX-Series mesh grille installed.



Picture #16:

2008 Sti shown here with upper, lower, hood scoop mesh grilles.

The information contained in this document is meant as helpful guidance only and is subject to change without notice. You are welcome to call, write or email us for more information at any time. Thank you for your interest in our products. This document was published 07/17/12.

C&C CarWorx Corp. is not in any manner authorized or approved by or connected with Subaru of America or Fuji Heavy Industries, Ltd. and does not sell genuine or authorized Subaru original equipment manufacturing (OEM) parts. Subaru, Six Star Cluster design, Legacy, Impreza, Tribeca, WRX, STI, Outback and Forester are trademarks owned by FUJI and Subaru of America.

C&C CarWorx Corp. 400 Market Ind. Park • #19 Wappingers Falls, NY 12590 • USA 1-888-CAR-WORX (227-9679)

GUIDE TO SUBARU GRILLE INSTALLATIONS

SUBARU IMPREZA WRX STI '08-'10 LOWER GRILLE KIT (SUB-1726)



Picture #1:
Our project Subaru Impreza / WRX STI in need of a custom mesh grille kit.



Picture #2:
Place the lower grille into bumper opening from the front side.



Picture #3:
Using a long scribe (a long wire works great) mark mounting tab holes from the front side.



Picture #4:
Drill 3/16 hole for the right & left mounting screws.



Picture #5:
Drill 3/16 hole for the center mounting screw.



Picture #6:
Attach the "U" Nuts onto the mounting tabs as shown. Now insert the grille screws from the underside but do not over tighten.



Picture #7:
Our Subaru Sti looking good with custom MX-Series mesh grilles (shown here with optional upper & hood scoop grilles)



Picture #8:
Our Subaru Sti looking good with custom MX-Series mesh grilles (shown here with optional upper & hood scoop grilles)



Picture #9:
Our Subaru Sti looking good with custom MX-Series mesh grilles (shown here with optional upper & hood scoop grilles)

The information contained in this document is meant as helpful guidance only and is subject to change without notice. You are welcome to call, write or email us for more information at any time. Thank you for your interest in our products. This document was published 07/17/12.

C&C CarWorx Corp. is not in any manner authorized or approved by or connected with Subaru of America or Fuji Heavy Industries, Ltd. and does not sell genuine or authorized Subaru original equipment manufacturing (OEM) parts. Subaru, Six Star Cluster design, Legacy, Impreza, Tribeca, WRX, STi, Outback and Forester are trademarks owned by FUJII and Subaru of America.

GUIDE TO SUBARU GRILLE INSTALLATIONS


SUBARU IMPREZA WRX (ALL) '08-'10 UPPER GRILLE REPL. MESH (SUB-1727)




Picture #1:
Remove screws from the backside of the grille.



Picture #2:
Remove the plastic backside baffle.



Picture #3:
Remove the factory grille mesh insert.



Picture #4:
Place the replacement mesh into the factory grille shell.



Picture #5:
Fasten grille mesh screws.



Picture #6:
The factory Subaru grille with the center replacement mesh installed.



Picture #7:
The factory Subaru grille with the center replacement mesh installed.

The information contained in this document is meant as helpful guidance only and is subject to change without notice. You are welcome to call, write or email us for more information at any time. Thank you for your interest in our products. This document was published 09/24/12.

C&C CarWorx Corp. is not in any manner authorized or approved by or connected with Subaru of America or Fuji Heavy Industries, Ltd. and does not sell genuine or authorized Subaru original equipment manufacturing (OEM) parts. Subaru, Six Star Cluster design, Legacy, Impreza, Tribeca, WRX, STi, Outback and Forester are trademarks owned by FUJI and Subaru of America.

GUIDE TO SUBARU GRILLE INSTALLATIONS

SUBARU IMPREZA WRX & STI '08-'12 HOOD SCOOP GRILLE KIT (SUB-1722)



Picture #1:

Our project Subaru Impreza / WRX STI in need of a custom mesh grille kit.



Picture #2:

Remove the plastic fasteners on the under side of the hood scoop.



Picture #3:

Place the hood scoop grille into scoop opening as shown. While holding in place mark the mounting tab center hole location from the underside.



Picture #4:

Drill two 3/16 holes for mounting screws.



Picture #5:

The included mounting hardware.



Picture #6:

Fasten hood scoop grille screws from the underside.



Picture #7:

The hood scoop grille will keep all that road debris from entering your motor compartment.



Picture #8:

The GrillCraft hood scoop grille fits like a glove.



Picture #9:

Our Sti shown here with optional upper & lower grilles installed.

The information contained in this document is meant as helpful guidance only and is subject to change without notice. You are welcome to call, write or email us for more information at any time. Thank you for your interest in our products. This document was published 07/17/12.

C&C CarWorx Corp. is not in any manner authorized or approved by or connected with Subaru of America or Fuji Heavy Industries, Ltd. and does not sell genuine or authorized Subaru original equipment manufacturing (OEM) parts. Subaru, Six Star Cluster design, Legacy, Impreza, Tribeca, WRX, STi, Outback and Forester are trademarks owned by FUJII and Subaru of America.