

C&C CarWorx Corp. 400 Market Ind. Park • #19 Wappingers Falls, NY 12590 • USA 1-888-CAR-WORX (227-9679)

**SUBARU FORESTER 2009 - Part# 28011411**

**BULL BAR TYPE "U" / MONTAJE DEFENSA TIPO "U" /  
PARE BUFFLE AVANT TYPE "U"**





2	M8x25 INOX	2	M8x40	With CLIP-NUT	Without CLIP-NUT	2	
2	M8 INOX	2	M8DIN9021	2	M6x20	2	
4	M8 INOX	2	M8	2	M6DIN9021	2	
				2	M6	2	
					M5x20		
					M5DIN9021		
					M5		


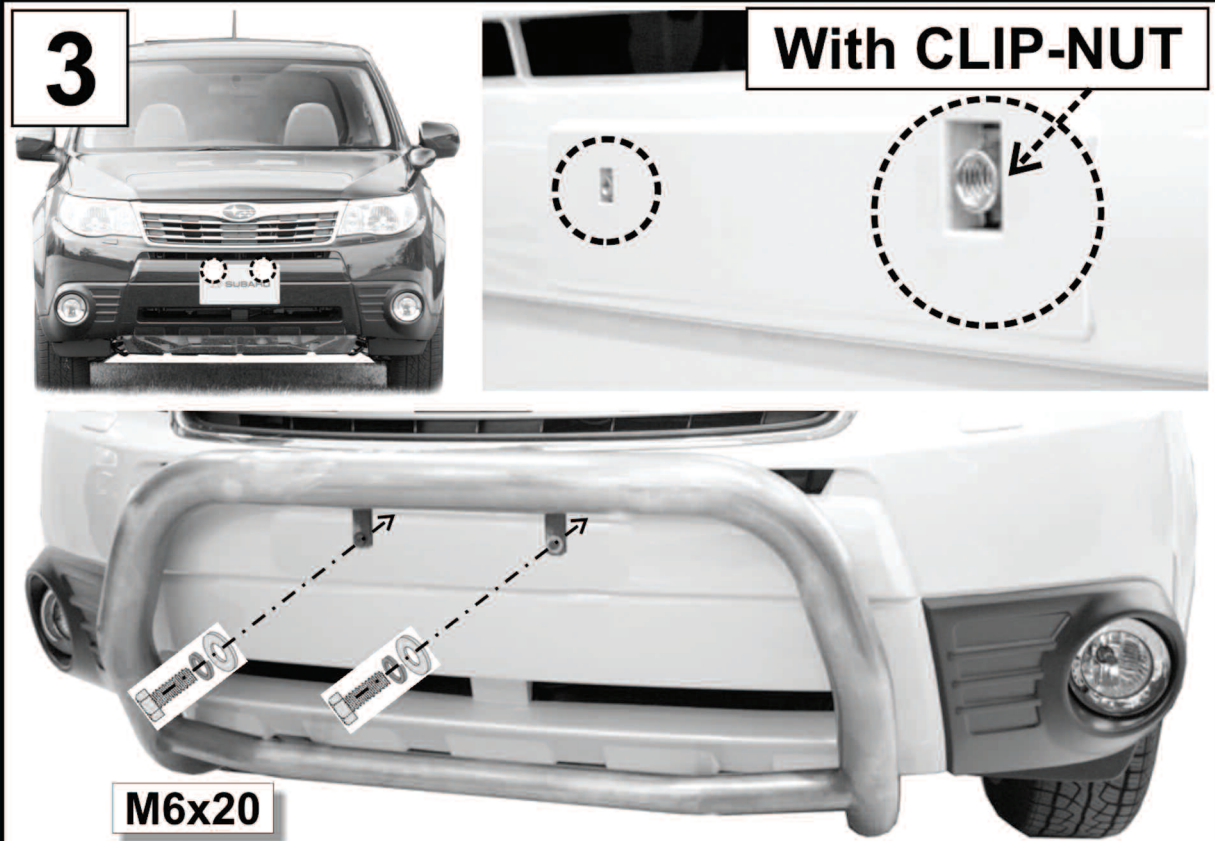
\*\*\* GREEN POINT = PASSENGER SIDE\*\*\*      \*\*\* POINT VERT INDIQUE CÔTE DROIT \*\*\*      \*\*\* PUNTO VERDE = LADO DERECHO \*\*\*  
\*\*\* RED POINT = DRIVER SIDE\*\*\*      \*\*\* POINT ROUGE INDIQUE CÔTE GAUCHE \*\*\*      \*\*\* PUNTO ROJO = LADO IZQUIERDO \*\*\*

NO DAR APRIETE AL CONJUNTO HASTA HABER FINALIZADO TODAS LAS FASES DE MONTAJE Y TENER CENTRADA LA DEFENSA  
ATTENTION. DO NOT TIGHT ALL THE SCREWS TILL END ALL THE FIT INSTRUCTIONS

NE PAS SERRER L'ENSEMBLE OU'APRES TOUTES LES PHASES DU MONTAGE, ET UNE FOIS LES PARE BUFFLE EST CENTRE

Keep your Romik accesories clean. To prevent corrosion and to maintain your high quality finish, wax or polish regularly with quality stainless polish. Use a non abrasive type automotive wax. Any use of abrasive soaps, polishes or waxes can be detrimental to the finish.





For additional installation assistance please call customer service  
**610-395-5540 ROMIK Inc.**  
7350 William Avenue - Allentown, Pa18106 [www.romik-usa.com](http://www.romik-usa.com)